



CAR TRANSPORTER

IN SAFE HANDS

SPECIALISTS IN TRAILER DESIGN & ENGINEERING

For 50 years, people have put their trust in our trailers, just ask an owner - they're not difficult to find. As specialists in trailer design and engineering, we have continued to set the standard both in the UK and throughout much of Europe. We are an independent company with one focus: to build the best products on the market. More than 30,000 people choose our trailers each year - but we're not standing still. Our dedicated investment in new technologies and materials ensures that our products continue to exceed the expectations of our customers. We know that quality, strength, value and ease of maintenance are of vital importance to you. That's why we've made them the driving force behind everything we do.



CT177



TRANSPORTER TRAILERS

Take a look at any of our trailers and you'll find that safety, flexibility and ease of use are included as standard. The new transporter range is no exception, providing a robust and reliable vehicle-carrying solution for motorsports enthusiasts, hire firms and motor trade professionals.

Engineering matters

With a trailer that is being used on a regular basis it pays to have one designed and engineered specifically for the task. Optimised using design and analysis software and tested on our fatigue testing rig, we believe that this range of transporters meets the needs of even the most demanding user.

Stability when towing

All our transporters feature an exclusive beam axle and leaf spring suspension system which has been developed for a safe and stable ride. Similar systems are widely used on commercial vehicles, where performance under load is essential. Renowned for its durability and ease of maintenance, the Ifor Williams beam axle system contributes significantly to the low depreciation of our trailers.

Moving anything on wheels

Alongside our well known Beavertail and Tiltbed trailers, our new vehicle transporters offer even more flexibility and durability. This all adds up to an exceptionally versatile trailer line-up giving you the ability to carry almost anything on wheels!

Minimal upkeep - built to last

The galvanized steel construction offers unbeatable corrosion protection. All our trailers are security marked with visible and covert markings to deter the would-be thief and every detail is specified for top performance and a long, trouble-free life.



CT177 in tilt position with optional winch



CT177 with optional winch and adjustable wheel straps



CT177 in tilt position with optional winch



CT177 with optional winch

CT177 TRANSPORTER

A versatile transporter, wide enough for most light commercials and narrow enough for the smaller car, the CT177 is the ideal trailer for the motor trade or hire professional. Its tilt bed action combined with pull out mini-skids allows for quick and efficient loading of vehicles either under their own power or using one of the winch options available.

The combination of optimum engineering design and high strength materials has produced a trailer with an excellent strength to weight ratio.

Wheel arch tops are only 10cm (4") from the bed to give ample door clearance and feature high grip treads for safe entry and exit from the vehicle being carried. The optional heavy duty wheel straps feature a soft-link that will not damage expensive alloy wheels and can be stowed away in the built-in toolbox. Mini-skids, to give improved ground clearance, can be quickly and easily slid into position. Fully retained at all times they cannot be lost or stolen and once the vehicle is loaded they simply slide back in place within the rear deck.

The removable winch arm is fully adjustable from side to side allowing alignment with off-centre vehicle recovery eyes.

A range of winch options further enhance the trailer specification and the optional centre deck section fills three quarters of the centre deck area to provide a safe walk-on platform as an alternative to the open centre.

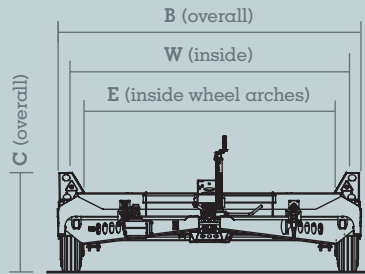
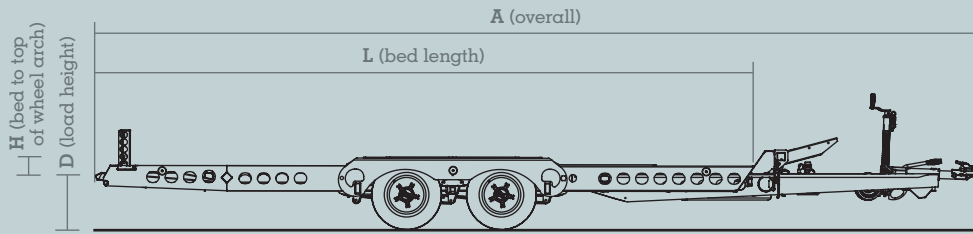
Standard features include:

- 50mm ball coupling with lockable head
- Retained pull-out mini skids
- Adjustable winch arm and mounting rail
- Hydraulic tilting system
- Fold-out rear lights
- Heavy duty jockey wheel
- Spare wheel recessed into trailer deck
- Lockable toolbox

Optional features include:

- Softlink adjustable wheel straps
- Centre deck section infill
- Selection of winches

CT177 STANDARD DIMENSIONS



Dimensions in Metres	A	B	C	D	E	L	W	H	Unladen Weight	Gross Weight
CT177	6.7	2.3	0.75	0.43	1.91	5.0	2.2	0.1	805kg	3500kg



COUPLING HEAD

The lockable low-profile coupling head ensures optimum clearance of 4x4 rear doors (also standard on CT136HD).



PERFORATED PLATFORM

The whole of the trailer platform is perforated to provide both traction and multiple lashing positions.



FITTED SPARE WHEEL AND LOCKABLE TOOLBOX

Concealed neatly below the deck level, both are included as standard (optional GM5 winch shown).



UNCOUPLED LOADING

A special skid under the coupling allows the trailer to be loaded when uncoupled. This avoids overloading the towing vehicle towball when loading heavier vehicles.



SLIDING WINCH BRACKET

With the optional winch fitted on the bracket the whole assembly can move from side to side to allow for variation in vehicle towing eye position. The winch bracket can be removed so valuable winch equipment can be locked away securely.





MINI SKIDS

Retained mini-skids for additional ground clearance, ideal for low clearance vehicles. Skids are kept in place by a steel peg located underneath the rear light clusters.



FOLD-OUT ADJUSTABLE REAR LIGHT CLUSTERS

Rear light clusters fold out to allow wider vehicles access up ramps (lights should not be adjusted on public highways).



GALVANIZED CONSTRUCTION & HYDRAULIC TILT SYSTEM

Galvanized steel deck and drawbar constructed from high tensile steel for maximum strength to weight ratio. Quick release fasteners and hydraulic system combine to save valuable time when loading.



HEAVY DUTY WHEEL ARCHES

Steel wheel arches can be driven over by larger vehicles if necessary and provide a secure footstep.

CT177 OPTIONS

The addition of selected accessories allows you to further enhance your transporter, and tailor it to suit your specific needs.

Heavy Duty Wheel Straps

Heavy duty wheel securing straps incorporating soft-link to avoid damage to alloy wheels.

Centre Decking

Provides a safe walk on platform as an alternative to the open centre. Load rating of platform 300 Kg/m². Covers ¾ of trailer bed.

A range of manual and electric winches are available to order for the CT177, please ask your local distributor for more information.



Heavy duty wheel straps



Centre decking

All winch options have an automatic brake, preventing the vehicle from rolling back if the winch handle is released whilst loading or unloading.

CT115 & CT136

With four models available, both vehicle recovery and motor sport are catered for within these trailer ranges. Twin high tensile galvanized steel structures are mounted on the exclusive Ifor Williams beam axle suspension and combine to give a versatile, strong and easy to use vehicle carrier.

Utilising the same lightweight construction on all four models, the single axle CT115 & CT136 (1400kg gross), twin axle (2000kg gross) and heavy duty (2600kg gross) models are lightweight trailers giving a maximum payload capacity of 1000kg, 1500kg and 2100kg respectively.

The optional removable / adjustable front wheel chocks take the guess work out of positioning your vehicle. The heavy duty wheel straps (conveniently stored in the lockable toolbox) can be anchored at any number of perforations provided in the bed.

Detachable loading skids and rear steady legs allow the trailer to be stabilised at the perfect clearance angle. The loading skids stow quickly, conveniently and securely within the bed area.

A winch mounting bar, bracket and a range of winches can be added to aid vehicle recovery. Whilst for motorsport users, a front mounted tyre rack option can be fitted with straight or cranked restraining bar to suit the same or different sized tyre combinations. An optional motorcycle recovery kit allows even more functionality, with enough space to carry a large motorcycle securely (CT136TA and CT136HD only).

Standard features include:

- Adjustable rear steady legs
- 2m long loading skids
- Impact resistant plastic mudguards
- Lockable coupling head
- Heavy duty jockey wheel

Optional features include:

- Lockable spare wheel and carrier
- Adjustable front wheel chocks
- Lockable toolbox
- Softlink adjustable wheel straps



CT136SA single axle with spare wheel and wheel chocks



CT136TA twin axle with spare wheel and wheel chocks

CT115 Single Axle
CT136 Single Axle
CT136 Twin Axle
CT136 Heavy Duty



CT136SA with various options shown



CT136TA with various options shown



John Crowson
Racing School
1988-1992

Jacques Löffler

John Crowson

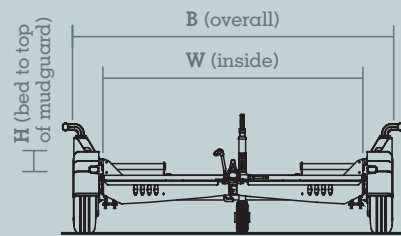
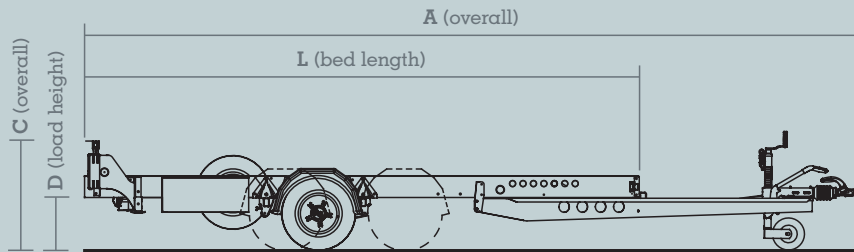
MILLER'S OILS
RACING

83

83

The Williams
Trailers

CT115 & CT136 STANDARD DIMENSIONS



Dimensions in Metres	A	B	C	D	L	W	H	Unladen Weight	Gross Weight
CT115 (Single Axle)	5.06	2.15	0.79	0.39	3.5	1.7	0.2	350kg	1400kg
CT136SA (Single Axle)	5.56	2.3	0.79	0.39	4.0	1.86	0.2	400kg	1400kg
CT136TA (Twin Axle)	5.56	2.3	0.79	0.39	4.0	1.86	0.2	495kg	2000kg
CT136HD (Twin Axle)	5.56	2.3	0.79	0.39	4.0	1.86	0.2	500kg	2600kg



CT136SA with various options

CT115 & CT136 STANDARD FEATURES (SINGLE & TWIN AXLE)

COUPLING HEAD

The lockable coupling head can be locked on or off the coupling for additional security. Available on CT115, CT136SA and CT136TA only. See CT177 standard features for CT136HD coupling head. (Padlock not included).



LOW PROFILE MUDGUARDS

At less than 200mm between the bed and the top of the mudguard, the low profile mudguard allows ample clearance for most car doors.



SUPPORT LEG

Adjustable rear support leg.





UNCOUPLED LOADING MODE

To allow low ground clearance vehicles to be loaded without the need for a tilt mechanism.



LOADING SKIDS

The loading skids are readily accessible at the point of use. Skids are retained by the number plate holder.

Simply release and fold down...

...and slide the skid out from its location.



Skids suitable for normal loading or uncoupled loading mode.

Lights are positioned well clear of the trailer body.

Skids do not protrude beyond the trailer deck, and can be refitted beneath the lowest of vehicles.

CT115 & CT136 OPTIONS

The addition of selected accessories allows you to further enhance your transporter, and tailor it to suit your specific needs.

Winch Options*

Circuit 600kg mechanical cable winch.

Rally 1050kg mechanical cable winch.

Recovery 1500kg mechanical cable winch.

Winch Mounting Kit - required with Winch option above

Mounting bar and winch mounting bracket allows winch to be fitted in left or right hand mounting positions.



Winch mounting kit

Tyre Rack - Straight Bar (see opposite)

Mounted to the front of the trailer this adjustable rack can accommodate a set of wheels / tyres ranging from 500mm to 650mm in diameter.

Tyre Rack - Cranked Bar

Mounted to the front of the trailer this adjustable rack can accommodate a set of differently sized wheels / tyres. Maximum difference in tyre diameters of 65mm.



Removable vehicle wheel chock

Removable Vehicle Wheel Chock


For vehicles with low ground clearance this feature is invaluable. The wheel stop can be fitted between the wheel and the spoiler AFTER the vehicle is loaded.

Heavy Duty Wheel Straps

Heavy duty wheel securing straps incorporating soft-link to avoid damage to alloy wheels.

Lockable Toolbox

Heavy duty, lockable, steel toolbox allows wheel straps and tools to be locked away securely.



Heavy duty wheel straps and Toolbox

Centre Decking

Provides a safe walk-on platform as an alternative to the open centre. Only available on CT136 Twin Axle models.

*Weights refer to maximum weight of rolling vehicle. All winch options have an automatic brake, preventing the vehicle from rolling back if the winch handle is released whilst loading or unloading.

BEAVERTAIL TRAILERS



Closely related to the flatbed range, but with the addition of a sloping rear bed section, these trailers offer the flexibility of a flatbed with an added benefit of a low loading height¹ to the rear of the trailer.

The beavertail range is offered in width options ranging from: 6' 6" to 7' 6", and length options from 14' to 16' and two maximum gross weight versions, 2000Kg and 3500Kg.

As with all our flatbed trailers the Beavertail can be fitted with many accessories, these include winch, full width loading ramp, loading skids, rear prop stands, headboard and ladder rack.

The beavertail models described here have all the benefits of the regular flatbed range. For full information on the Lfor Williams flatbed range please ask your dealer for the Commercial brochure.

¹ Vehicles with low ground clearance may not be suitable for loading on this type of trailer.



LM166/B with optional propstands



LM167/B with optional headboard, skids, electric winch, propstands and lashing rings



LM146/B with optional headboard and propstands (lashing straps available as an optional extra)



CT166 with optional 0.91m/3' loading ramp
(0.3m/1' loading ramp comes as standard)



TB5521-353 with mesh rear ramp and drop sides.

SIZE COMBINATIONS

Platform Width	Platform Length	Loading Height
	4870mm/15'11"	
1980mm/6'5"	CT166	640mm/2'1"
2250mm/7'4"	CT167	640mm/2'1"



In addition to the CT166 & 167 we have a new tiltbed series available offering six trailer models in a range of four lengths, two of which are available in a tri-axle version, and all offer a generous width of 2100mm (7'). Ideal for a range of vehicles including excavators and rollers. Please see our dedicated tiltbed brochure for more details.

TILTBED TRAILERS

For owners of vehicles with low ground clearance or those in the vehicle recovery business, the tiltbed is an ideal choice. It provides all the benefits of the flatbed range, combined with an easily-tilted platform for effortless loading.

We produce a total of eight tiltbed models. The CT166 and CT167 have been part of our range for many years and feature on this page. Additionally we have recently complemented the tiltbed range with new models which provide new length and axle combinations. More information on the new TB range (one of which is pictured below) can be found in our dedicated brochure.

The CT166 is 4.87m (15'11") long and 1.98m (6'5") wide and the CT167 is 4.87m (15'11") long and 2.25m (7'4") wide. Both models offer a maximum gross weight of 3500kg. Tilt is achieved through the use of a manual hydraulic pump. An electric pump option is also available.

The low tilt angle (approximately 12 degrees) and drop-down tail ramp make it easier to drive almost any kind of wheeled vehicle onto the trailer bed. A longer (0.91m/3') loading ramp is available as an option.

Tough, adaptable and easy to maintain, all models are fitted with a tough resin-coated plywood platform as standard. An option of aluminium treadplate covering is available, along with recessed lashing rings. Trailers can be further enhanced by the fitment of accessories such as dropsides, headboard, ladder rack or meshside extensions.



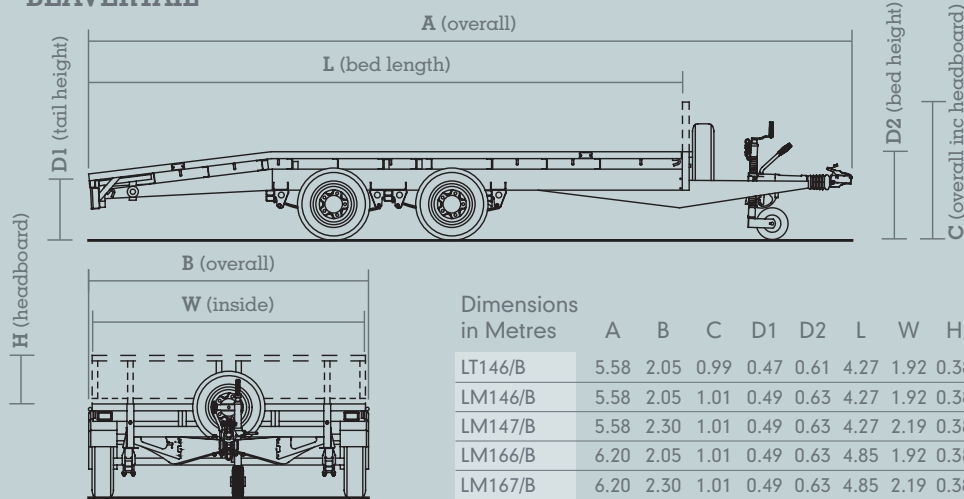
CT166 with optional dropsides, headboard and 0.91m/3' loading ramp



CT166 with optional headboard and 0.91m/3' loading ramp

BEAVERTAIL & TILTBED STANDARD DIMENSIONS

BEAVERTAIL



Dimensions in Metres	A	B	C	D1	D2	L	W	H	Unladen Weight	Gross Weight
LT146/B	5.58	2.05	0.99	0.47	0.61	4.27	1.92	0.38	685kg	2000kg
LM146/B	5.58	2.05	1.01	0.49	0.63	4.27	1.92	0.38	725kg	3500kg
LM147/B	5.58	2.30	1.01	0.49	0.63	4.27	2.19	0.38	780kg	3500kg
LM166/B	6.20	2.05	1.01	0.49	0.63	4.85	1.92	0.38	785kg	3500kg
LM167/B	6.20	2.30	1.01	0.49	0.63	4.85	2.19	0.38	875kg	3500kg




PERFORATED STEEL LOADING SKIDS

6' long steel loading ramps. A pair of prop stands are included to support the rear of the trailer when loading. (Beavertail only)



LIGHTWEIGHT ALUMINIUM LOADING SKIDS

6' long aluminium loading ramps. A pair of prop stands are included to support the rear of the trailer when loading. (Beavertail only)



LASHING RING

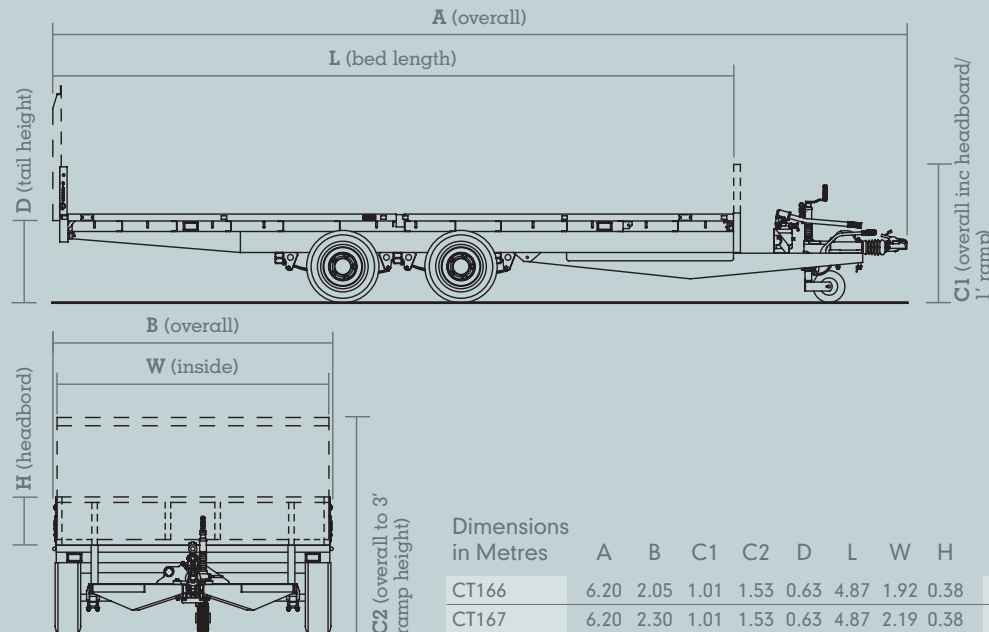
Recessed hinged ring providing secure floor level fixing point.



DROPSIDES

Hinged dropsides increase capacity and contain loose loads such as gravel.

TILTBED



Dimensions in Metres	A	B	C1	C2	D	L	W	H	Unladen Weight	Gross Weight
CT166	6.20	2.05	1.01	1.53	0.63	4.87	1.92	0.38	885kg	3500kg
CT167	6.20	2.30	1.01	1.53	0.63	4.87	2.19	0.38	985kg	3500kg



FLOORCOVERING

Aluminium treadplate.



HEADBOARD

Provides secure restraint at front of trailer.

TRANSPORTER SPECIFICATIONS

BEAVERTAIL

	MAXIMUM GROSS WEIGHT	TYRES	Trailer fitted with Resin Coated Plywood Platform	Aluminium Treadplate Platform Covering	Removable Headboard, Dropsides & Tailboard	Dropside Fittings	Removable Headboard	Removable Ladder Rack (Headboard Required)	1.8m / 6' Long Perforated Galvanized Steel Slids (Pair) (Including Prop Stands)	1.8m / 6' Long Aluminium Slids (Pair) (Including Prop Stands)	Weldmesh Paneled Side Extensions	Recessed Lashing Ring (Pair)	3' Full Width Loading Ramp (Replaces Standard Ramp)	6' Full Width Loading Ramp (Replaces Standard Ramp)	For Williams Trailers Coupling Lock
LT146/B	2000kg	145R10C	•	Option	Option†	Option**	Option	Option	Option	Option	-	Option	-	Option	Option
LM146/B	3500kg	195/60R12C	•	Option	Option†	Option**	Option	Option	Option	Option	-	Option	-	Option	Option
LM147/B	3500kg	195/60R12C	•	Option	Option†	Option**	Option	Option	Option	Option	-	Option	-	Option	Option
LM166/B	3500kg	195/60R12C	•	Option	Option†	Option**	Option	Option	Option	Option	-	Option	-	Option	Option
LM167/B	3500kg	195/60R12C	•	Option	Option†	Option**	Option	Option	Option	Option	-	Option	-	Option	Option

TILTBED

CT166	3500kg	195/60R12C	•	Option	Option*	Std	Option	Option	-	-	Option	Option	Option	-	Option
CT167	3500kg	195/60R12C	•	Option	Option*	Std	Option	Option	-	-	Option	Option	Option	-	Option

* Excludes tailboard: a standard ramp (1') is included within the trailer price.

† Must be specified at time of order, requires dropside fittings.

** Dropside Fittings must be specified at time of order, factory fit only.

See Tiltbed Brochure for details of our new Tiltbed range.

CAR TRANSPORTER

	MAXIMUM GROSS WEIGHT	TYRES	Centre Decking	Spare Wheel & Bracket	Basic Trailer	Softlink Adjustable Wheel Straps (Pair)	Vehicle Wheel Chocks (Pair)	Heavy Duty Lockable Steel Toolbox	Winch Mounting Kit	3T Strap Winch (Manual)	3T Cable Winch (Manual)	Superwinch S4000 With Leads (Electric)	Superwinch S4000 With Battery (Electric)	Circuit 600kg Mechanical Cable Winch	Rally 1050kg Mechanical Cable Winch	Recovery 1500kg Mechanical Cable Winch	Tyre Rack - Cranked Bar	Tyre Rack - Straight Bar	Ski Jump Kit	For Williams Trailers Coupling Lock
CT115 (single axle)	1400kg	155/70R12C	•	Option	-	Option	Option	Option	Option	-	-	-	-	Option	Option	Option	Option	Option	-	-
CT136SA (single axle)	1400kg	155/70R12C	•	Option	-	Option	Option	Option	Option	-	-	-	-	Option	Option	Option	Option	Option	-	-
CT136TA (twin axle)	2000kg	155/70R12C	•	Option	Option	Option	Option	Option	Option	-	-	-	-	Option	Option	Option	Option	Option	-	-
CT136HD (twin axle)	2600kg	155/70R12C	•	Option	Option	Option	Option	Option	Option	-	-	-	-	Option	Option	Option	Option	Option	-	-
CT177	3500kg	155/70R12C	•	Std	Option	Option	Option	Std	Std	Option	Option	Option	Option	-	-	-	-	-	Option	Option

All trailers are twin axle unless stated otherwise. Coupling locks and wheel clamps can be supplied for all trailer models. Prices on application.

Dimensions and weights are given as a guide only. We reserve the right to alter specifications without notice.

Optional accessories have been priced as factory fit items, ordered with your trailer. If ordered at a later date, your distributor may need to fit the items, which will result in fitting charges being incurred.



IFOR WILLIAMS TRAILERS LTD

Cynwyd, Corwen, Denbighshire LL21 0LB

Telephone +44 (0)1490 412527

sales@iwt.co.uk

www.iwt.co.uk

Product design, descriptions, colours, specifications are correct at the time of going to press. We constantly strive to improve our products and from time to time this may result in changes to our range or to individual models. Please check that design, description, colours and specifications described in this brochure are still valid at the time of placing an order.

Our distributors have extensive product knowledge and will be pleased to offer assistance in the selection of your trailer.

© Ifor Williams Trailers Ltd 2010. All rights reserved. Distributed throughout the UK & Europe.

No part of this publication may be reproduced in any form or by any means, without the written permission of Ifor Williams Trailers Ltd.

